

Do you wonder what an active galaxy tastes like? You are about to find out...

We are going to make an Active Galaxy with black hole!


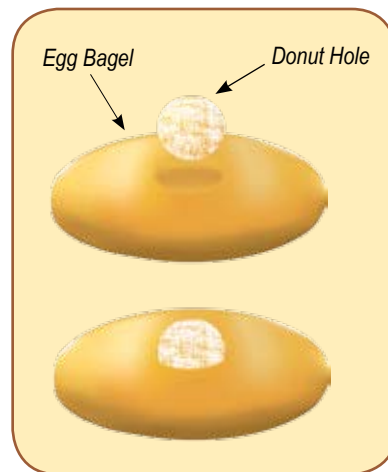
You will need:

- 2 Ice cream cones
- 1/2 Egg Bagel (top)
- 1 Donut Hole
- Chocolate frosting
- A butter knife

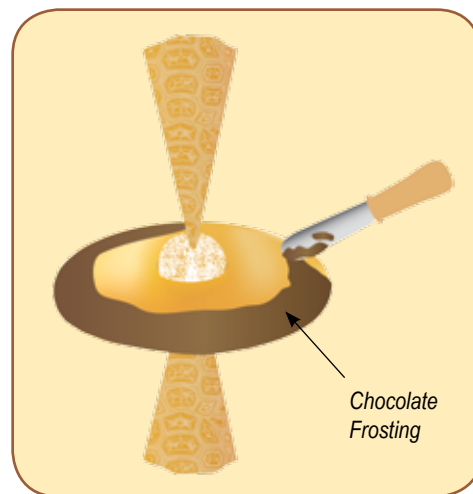
① First gather all the ingredients from the list (see “You will need”).

② Place the donut hole in the middle of the Bagel half. The Bagel represents the galaxy’s **disk** and **torus**, while the donut hole represents the **center and black hole**.

(Note: If the hole of your bagel is not large enough, cut the extra dough with the butter knife to make the donut hole fit.)



③ Gently push the ice cream cones into the middle of the doughnut hole on each side of the bagel. You have made the **jets**.



④ Now spread the chocolate frosting on the outside edge of the bagel to create the **torus**.

⑤ Finally, the fun part... Let’s see if you can eat your galaxy without being swallowed by the Black Hole!

Tasty Active Galaxy

